


EG30

3-PART-DIFF

HEMATOLOGY ANALYZER



- 21 parameters with P_LCC, P_LCR and RBC, WBC, PLT histograms
- Throughput up to 70 samples per hour with double chamber design
- Impedance method for WBC, RBC and PLT
- Photoelectric colorimetry method for HGB with cyanide free reagent
- Micro sample volume at 13 μ L for whole blood mode and 20 μ L for pre-dilute mode
- On board storage capacity of 100,000 samples results
- RFID reagent close system optional
- Four kinds of QC modes: L-J, X, X-R and X-B
- Support USB data backup & system upgrade
- Build-in thermal printer
- LIS and HIS available with HL7 protocol



Accurate and Precise Results

- Proven impedance measurement technology
- Auto internal & external cleaning for aspiration probe
- High precision syringes
- Internal preheating for diluent for every test
- 68 μ m and 100 μ m ruby apertures

Param.	Mean	CV%
WBC	8.4	2.47
RBC	3.39	1.36
HGB	74	0.96
HCT	19.46	1.42
MCV	58.31	0.52
PLT	188	3.93

Easy to Use

- Large color LCD with high resolution
- Working status indicator light
- Mouse and keyboard connection by USB
- Internal storage of lyse



Cost-effective

- Tidy fluid system with low reagent consumption
- Only 2 reagents for sample testing
- Flexible reagent packaging from original manufacturer
- 30+ reagent joint venture manufacturers worldwide



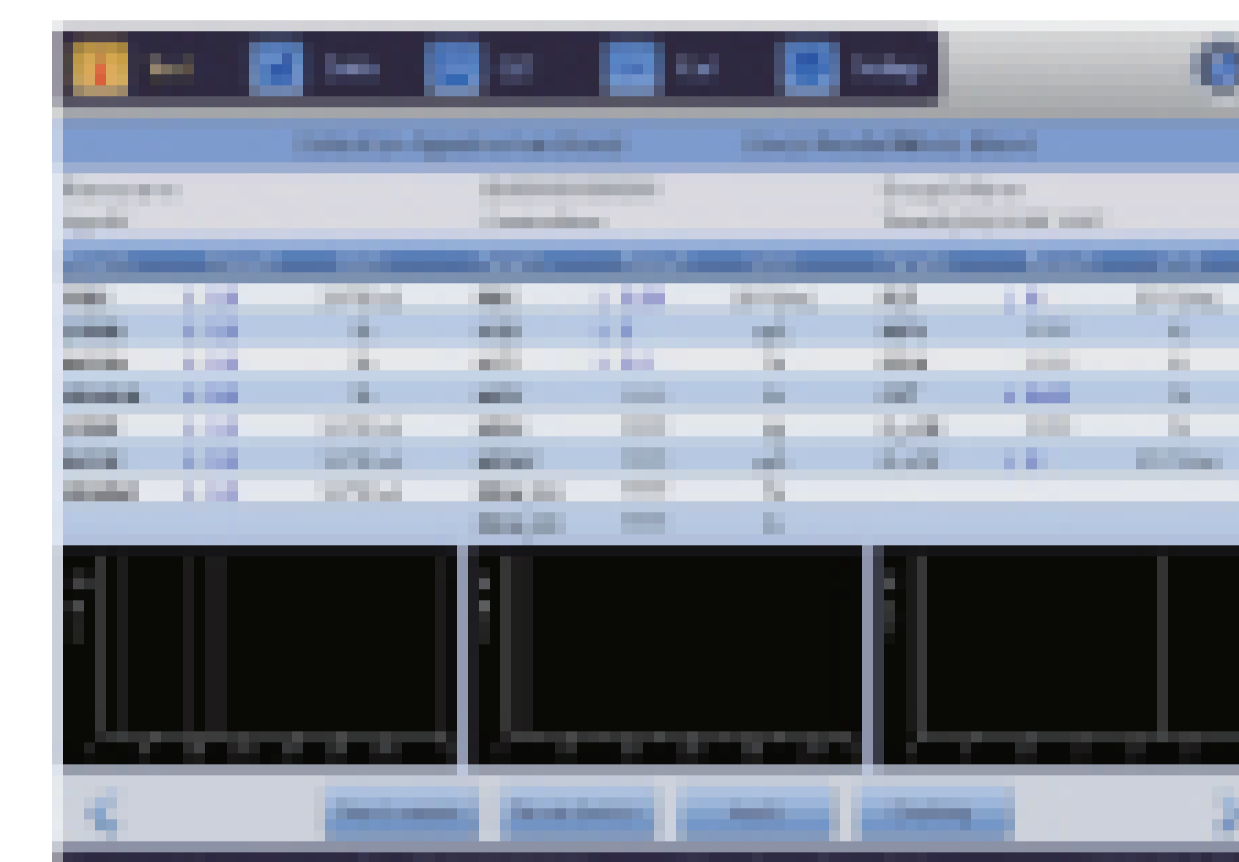
Low and Easy Maintenance

- Special self-checking function during initialization
- Auto clog removing by aperture cauterizing and flushing
- Error messages
- Openable front panel and side door




Nearly Perfect Software Function

- Friendly interface and illustrate icons
- On board storage up to 100,000
- m L-J, X, X-R and X-B QC methods
- Support LIS and HIS
- Tailor-made multi-language operation system



Reliable Spare Parts Quality

- Well-known global spare parts suppliers
- High performance PCB board from fully automatic assembly line
- Individual quality control management for each single component



International Standard Certificate and Registration Documents

- ISO9001 & ISO13485
- CE, FSC, clinical test report, risk analysis report
- Others



Professional Technical Support

- 24x 7 around-the-clock response
- Entire life cycle service solution
- Door-to-door service for complicated problems
- Provide qualification certificate to skilled engineer



Parameters

- WBC, LYM#, MID#, GRAN#, LYM%, MID%,
- GRAN%, RBC, HGB, HCT, MCV, MCH, MCHC, RDW-CV,
- RDW-SD, PLT, MPV, PDW, PCT, P-LCR, P-LCC
- 3-part differentiation of WBC, 21 parameters and 3 histograms

Principles of Operation

- WBC/RBC/PLT: electrical impedance
- HGB: photoelectric colorimetry

Aspiration Volume

- Whole blood 13yL, pre-diluted 20uL

Aperture Diameter

- WBC 100um, RBC/PLT 68m

Throughput

- 70 samples per hour

Data storage

- Up to 100,000 sample results with histograms

Alarms

- Error messages

Dilution ratio

	Whole blood	Capillary blood
WBC/HGB	1:232	1:40000
RBC/PLT	1:40000	1:45000

Display

- 10.4-inch color LCD, resolution 800 x 600, touch screen optional

Control and Calibration

- L-J, X, X-R, X-B four control modes, manual and auto-calibration

Input/Output

- Support RS232, 6 USB (mouse, keyboard, HP printer, barcode reader and flash disk), Internal 57mm thermal printer

Power

- AC 100-240V, 50/60Hz, 180VA

Dimension & Weight

- 415mm (L) x 305mm (W) x 395mm (H), about 18kg